

# **ROMBO**

**PRODUCT SHEET**

**WOUD**

## ROMBO RUG (LARGE)

---

DESIGNED BY STUDIO MLR

ROMBO IS CHARACTERISED BY THE MATERIALS USED IN THE RUGS. THE COMBINATION OF WOOL AND JUTE CREATES A ROBUST SURFACE. THE WOVEN CONSTRUCTION FORMS SMALL, DISTINCTIVE RHOMBI PATTERNS, WHICH THE SERIES IS NAMED AFTER. AT EITHER END OF THE RUG, STRAIGHT LINES ENCASE THE RUG CREATING AN ELEGANT CONTRAST BETWEEN THE COLOURS AND PATTERNS.

### LAUNCH

2019

### CATEGORY

TEXTILES

### MATERIALS

65 % WOOL AND 35% JUTE


### PACKAGING DIMENSIONS

L 1700 x H 200 MM

L 66.9 x H 7.9 "

### MAINTENANCE

FOR GUIDELINES, PLEASE DOWNLOAD OUR CARE AND CLEANING INSTRUCTIONS AT [WWW.WOUD.DK/TAKECARE/](http://WWW.WOUD.DK/TAKECARE/)



### DIMENSIONS

L 2400 x D 1700 MM

L 94.4 x D 66.9 "

### ITEM NO / COLOUR

160080 WHITE / GREY (LARGE)

160081 WHITE / MOSS GREEN (LARGE)

160082 WHITE / RUST (LARGE)

## ROMBO RUG (SMALL)

---

DESIGNED BY STUDIO MLR

ROMBO IS CHARACTERISED BY THE MATERIALS USED IN THE RUGS. THE COMBINATION OF WOOL AND JUTE CREATES A ROBUST SURFACE. THE WOVEN CONSTRUCTION FORMS SMALL, DISTINCTIVE RHOMBI PATTERNS, WHICH THE SERIES IS NAMED AFTER. AT EITHER END OF THE RUG, STRAIGHT LINES ENCASE THE RUG CREATING AN ELEGANT CONTRAST BETWEEN THE COLOURS AND PATTERNS.

### LAUNCH

2019

### CATEGORY

TEXTILES

### MATERIALS

65 % WOOL AND 35% JUTE


### PACKAGING DIMENSIONS

L 900 x H 140 MM

L 35.4 x H 5.5 "

### MAINTENANCE

FOR GUIDELINES, PLEASE DOWNLOAD OUR CARE AND CLEANING INSTRUCTIONS AT [WWW.WOUD.DK/TAKECARE/](http://WWW.WOUD.DK/TAKECARE/)



### DIMENSIONS

L 1400 x D 900 MM

L 55.1 x D 35.4 "

### ITEM NO / COLOUR

160075 WHITE / GREY (SMALL)

160076 WHITE / MOSS GREEN (SMALL)

160077 WHITE / RUST (SMALL)

## ROMBO RUG (RUNNER)

---

DESIGNED BY STUDIO MLR

ROMBO IS CHARACTERISED BY THE MATERIALS USED IN THE RUGS. THE COMBINATION OF WOOL AND JUTE CREATES A ROBUST SURFACE. THE WOVEN CONSTRUCTION FORMS SMALL, DISTINCTIVE RHOMBI PATTERNS, WHICH THE SERIES IS NAMED AFTER. AT EITHER END OF THE RUG, STRAIGHT LINES ENCASE THE RUG CREATING AN ELEGANT CONTRAST BETWEEN THE COLOURS AND PATTERNS.

### LAUNCH

2019

### CATEGORY

TEXTILES

### MATERIALS

65 % WOOL AND 35% JUTE


### PACKAGING DIMENSIONS

L 750 x H 140 MM

L 3 x H 5.5 "

### MAINTENANCE

FOR GUIDELINES, PLEASE DOWNLOAD OUR CARE AND CLEANING INSTRUCTIONS AT [WWW.WOUD.DK/TAKECARE/](http://WWW.WOUD.DK/TAKECARE/)



### DIMENSIONS

L 2000 x D 750 MM

L 78.7 x D 29.5 "

### ITEM NO / COLOUR

160070 WHITE / GREY (RUNNER)

160071 WHITE / MOSS GREEN (RUNNER)

160072 WHITE / RUST (RUNNER)